

Example Part Number 901-425S410

BASIC ADAPTER NUMBER

ADAPTER STYLE
 STYLE S = STRAIGHT ADAPTER
 STYLE A = 45° ADAPTER
 STYLE R = 90° ADAPTER

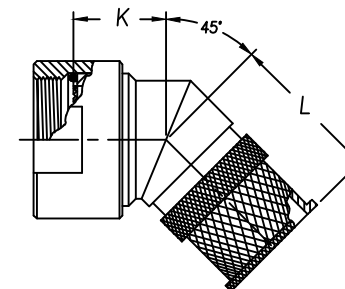
PLATING CODE NUMBER

- 10 = PASSIVATE, PER SAE-AMS-QQ-P-35
- 12 = BLACK, ZINC NICKEL, TYPE II, CLASS 2
- 55 = CADMIUM, OLIVE DRAB, PER SAE AMS-QQ-P-416, TYPE II, CLASS 3,
OVER ELECTROLESS NICKEL PER AMS-C-26074, CLASS 3 OR 4, GRADE B
- 56 = ELECTROLESS NICKEL PER SAE AMS-2404F, CLASS 3 OR 4, GRADE A.

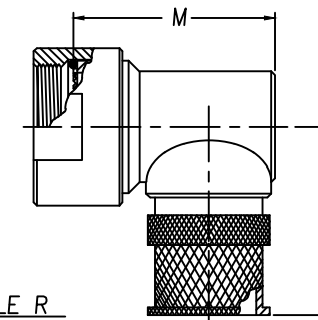
FOR ADDITIONAL FINISH OPTIONS, SEE CATALOG TABLE 4.

PART NUMBER			
901-425			
REVISIONS			
LTR	ECO NUMBER	DRAWN	APPROVED
F	20944	ATP 4/12/05	GF 4/12/05
G	21647	SJDC 01/04/10	.

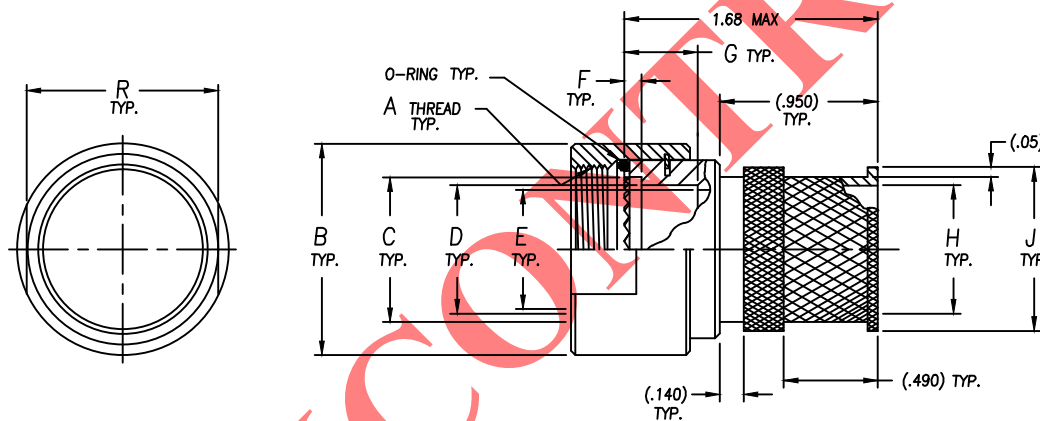
ADAPTER DATA															
ORDER NUMBER	SHELL SIZE	A UNIFIED THD. CLASS	ØB REF.	ØC REF.	ØD REF.	ØE REF.	F REF.	G REF.	ØH MAX.	ØJ MAX.	K MAX.	L REF.	M REF.	N REF.	R REF. FLATS
1	10SL & 12	.625-24	.970	.484	.457	.409	.102	.374	.27	.555	.791	1.179	1.156	1.375	.812
2	14	.750-20	1.030	.608	.520	.441	.075	.232	.41	.618	.804	1.192	1.219	1.437	.875
3	16	.875-20	1.220	.734	.650	.512	.142	.299	.52	.680	.817	1.204	1.281	1.500	1.062
4	18	1.000-20	1.340	.858	.815	.756	.102	.433	.65	.930	.869	1.256	1.531	1.562	1.188
5	20	1.125-18	1.470	.984	.906	.760	.110	.260	.75	.930	.869	1.256	1.531	1.625	1.312
6	22	1.250-18	1.590	1.106	1.012	.866	.110	.260	.88	.992	.882	1.269	1.594	1.687	1.437
7	24	1.375-18	1.720	1.234	1.181	1.118	.094	.464	1.01	1.242	.933	1.321	1.844	1.750	1.562
8	28	1.625-18	1.970	1.429	1.331	1.228	.110	.425	1.13	1.368	.959	1.347	1.969	1.875	1.812
9	32	1.875-16	2.220	1.685	1.622	1.488	.102	.464	1.26	1.618	1.011	1.399	2.219	2.000	2.062
10	36	2.062-16	2.470	N/A	1.878	1.771	N/A	.417	1.38	1.930	1.076	1.463	2.531	2.125	2.312
11	40	2.312-16	2.720	N/A	2.120	2.014	N/A	.417	1.50	2.060	1.128	1.515	2.781	2.375	2.562



STYLE A



STYLE R



STYLE S

3. SEE DRAWING NUMBER 901-436 FOR SHIELD TERMINATION SPRING.
2. MATERIAL: COMPONENTS - ALUMINUM ALLOY, OR 300 SERIES STAINLESS STEEL.
O-RING - SILICONE.
1. ASSEMBLY IDENTIFICATION PER MIL-STD-1285.

NOTES: UNLESS OTHERWISE SPECIFIED.

The information disclosed herein is the property of, and a proprietary item originated by ELECTRO ADAPTER, INC., who reserves all patent, proprietary design, use, sale, manufacturing and reproduction rights thereto; except for uses expressly granted to the United States Government and items which are vendor parts, disclosure shall not be made without written consent from ELECTRO ADAPTER, INC.

UNLESS OTHERWISE SPECIFIED DIMENSIONS ARE IN INCHES

TOLERANCES: ANGLES DECIMALS
 ± 2° .xx = ± .06
 .xxx = ± .031

DO NOT SCALE DRAWING

DRAWN	DATE
J.N.WALKER	10/21/94
CHKD	DATE
APVD	DATE
G.FISH	10/31/94
10/31/94	
RELEASED	DATE

ELECTRO ADAPTER, INC.
 CHATSWORTH, CA. 91311-6189

DRAWING TITLE
**SHIELD ADAPTER FOR
 LITTON, VEAM, CIR SERIES**

SIZE	CAGE CODE	DRAWING NUMBER	REV.
A	31461	901-425	G

SCALE: NONE 0/SALES/901/425 SHEET 1 OF 1